

Connecting A Television Set To SAORVIEW

integrated Digital Television (iDTV)

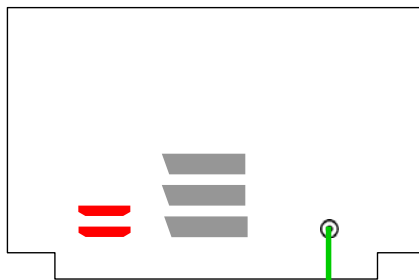
Set-Top-Box (STB)

Other Device Examples

Integrated Digital Television (iDTV)

Integrated Digital Television (iDTV) to [Aerial](#)

SAORVIEW
approved
integrated
Digital
Television
(iDTV)



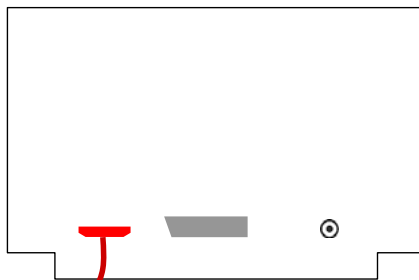
TELEVISION
AERIAL

CONNECTION EXAMPLES			
	Sockets	Cable	Graphic
SCART			
HDMI			
AERIAL			

TV & Set-Top-Box (STB) Via HDMI

Television With **HDMI** Socket Set-Top- Box (STB) with **HDMI** Socket

TELEVISION



SAORVIEW approved STB



TELEVISION AERIAL



CONNECTION EXAMPLES			
	Sockets	Cable	Graphic
SCART			
HDMI			
AERIAL			

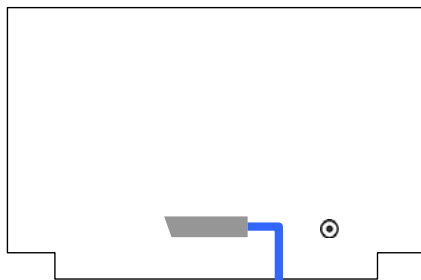
[RTÉ NL recommends that only the HDMI lead is connected.](#)

[If the SCART lead is connected it will automatically switch the television away from the HDMI connection \(the better quality picture\) to the SCART connection every time the STB is switched on.](#)

TV & Set-Top-Box (STB) Via SCART

Television With **SCART** Socket Set-Top- Box (STB) with **SCART** Socket

TELEVISION



SAORVIEW
approved STB



TELEVISION
AERIAL

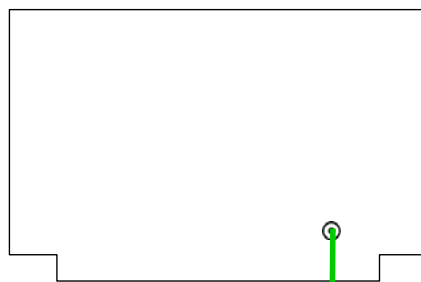


CONNECTION EXAMPLES			
	Sockets	Cable	Graphic
SCART			
HDMI			
AERIAL			

TV & Set-Top-Box (STB) Via Aerial

Television With Only An **Aerial** Socket Set-Top- Box (STB) with **SCART** Socket

TELEVISION



SAORVIEW
approved STB



TELEVISION
AERIAL

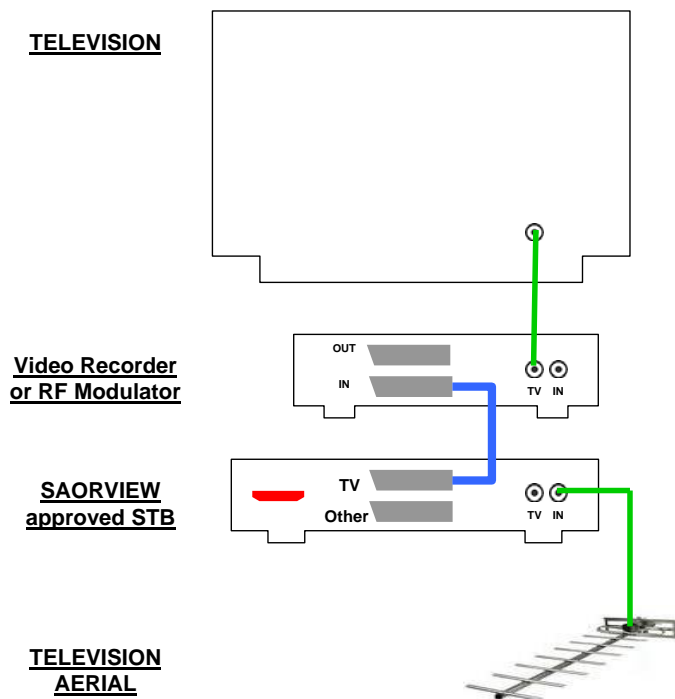


CONNECTION EXAMPLES			
	Sockets	Cable	Graphic
SCART			
HDMI			
AERIAL			

WARNING

Aerial Connections between STB
and Television will not work.
Analogue services will be passed
through but SAORVIEW services
will not.

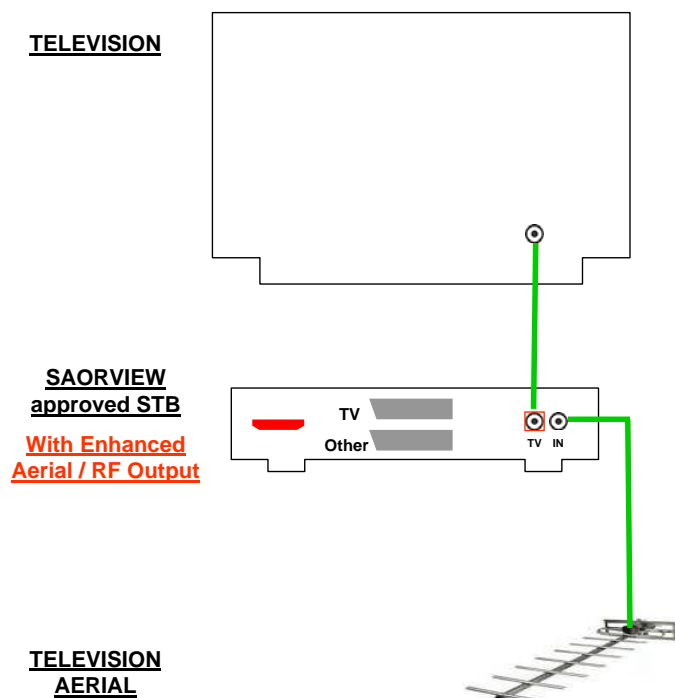
Television With Only An **Aerial** Socket Set-Top- Box (STB) with **SCART** Socket



CONNECTION EXAMPLES			
	Sockets	Cable	Graphic
SCART			
HDMI			
AERIAL			

[STB SCART Connected to the IN SCART Socket on Video Recorder. RF Modulators come with their own instructions and will connect similarly.](#)

Television With Only An **Aerial** Socket Set-Top- Box (STB) with **Enhanced RF/Aerial Facility**



CONNECTION EXAMPLES			
	Sockets	Cable	Graphic
SCART			
HDMI			
AERIAL			

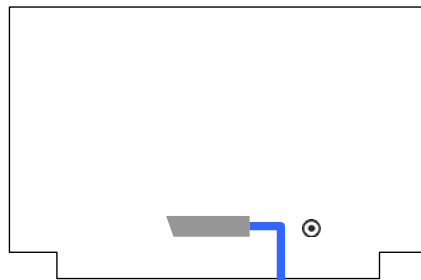
[Some enhanced STB's may output services via the RF / aerial out/TV connection. Check with your supplier.](#)

[The SAORVIEW minimum receiver requirement does not require this facility.](#)

Other Device Examples

TV - STB & Analogue PVR

TELEVISION



SAORVIEW approved STB












Analogue Personal Video Recorder

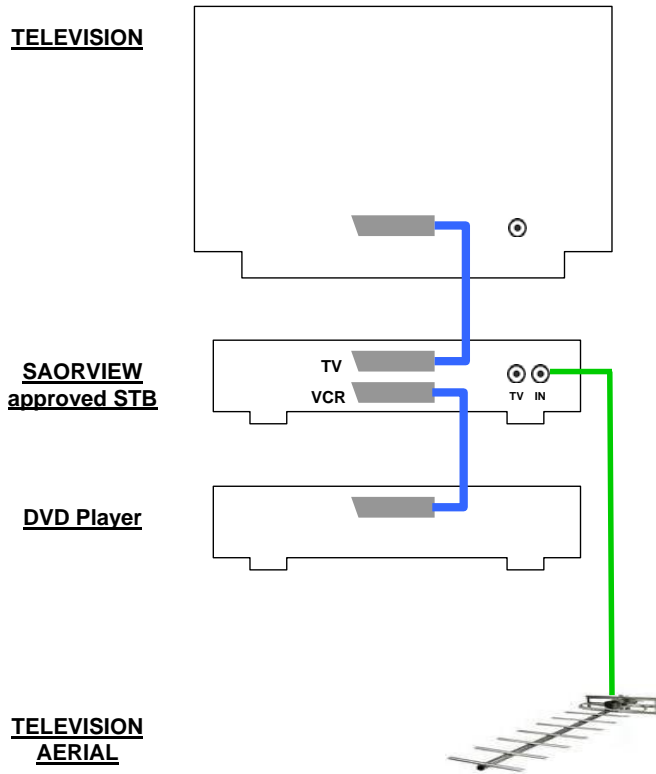


TELEVISION AERIAL



CONNECTION EXAMPLES			
	Sockets	Cable	Graphic
SCART			
HDMI			
AERIAL			

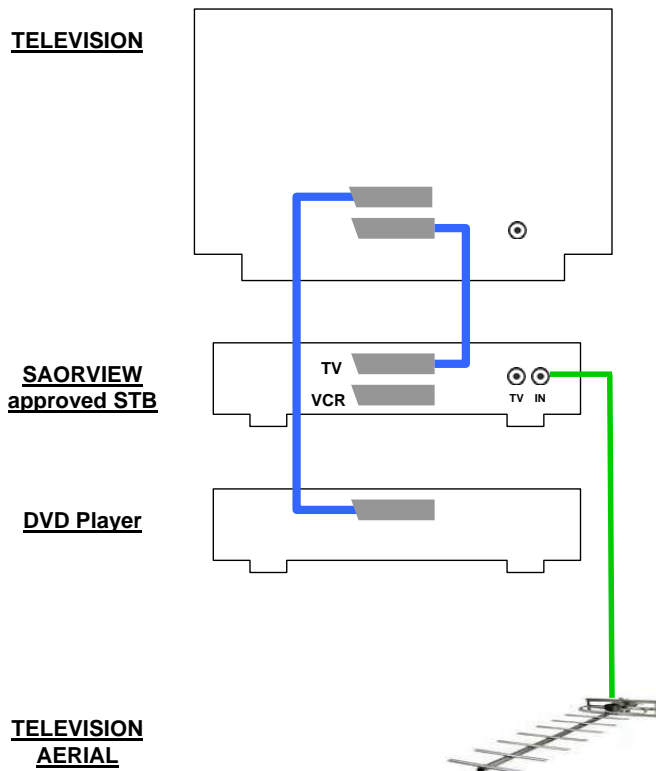
TV - STB & DVD Player (Option 1)



CONNECTION EXAMPLES			
	Sockets	Cable	Graphic
SCART			
HDMI			
AERIAL			

RTÉ NL

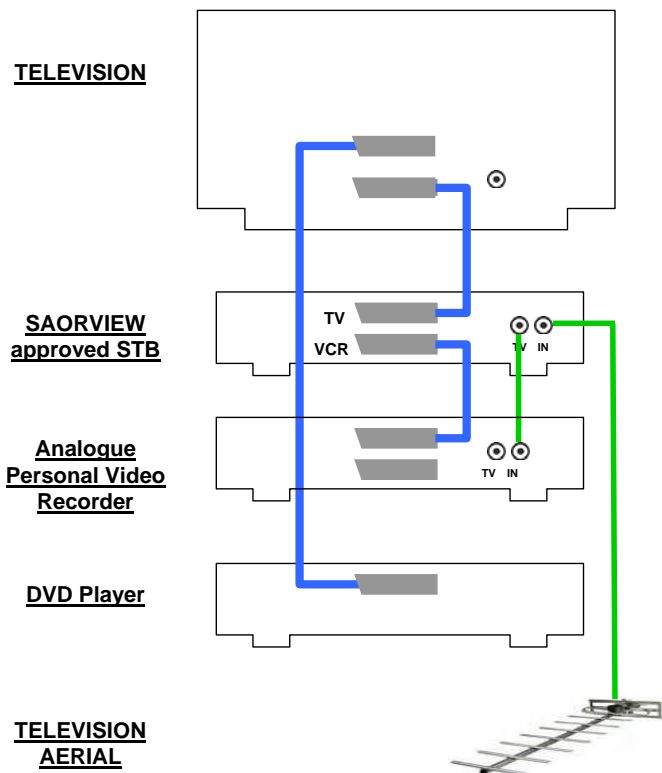
TV - STB & DVD Player (Option 2)



CONNECTION EXAMPLES			
	Sockets	Cable	Graphic
SCART			
HDMI			
AERIAL			

RTÉ NL

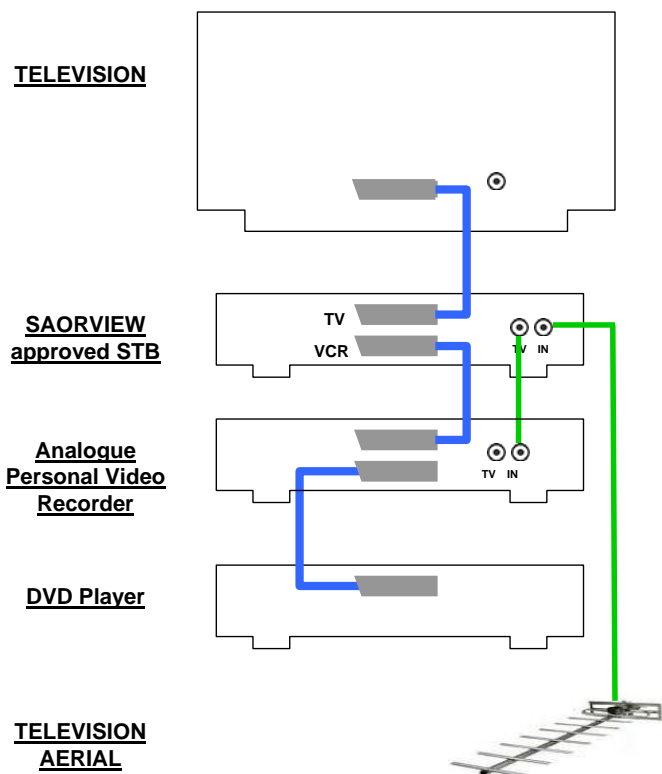
TV – STB – Analogue PVR & DVD Player (Option 1)



CONNECTION EXAMPLES			
	Sockets	Cable	Graphic
SCART			
HDMI			
AERIAL			

RTE NL

TV – STB – Analogue PVR & DVD Player (Option 2)



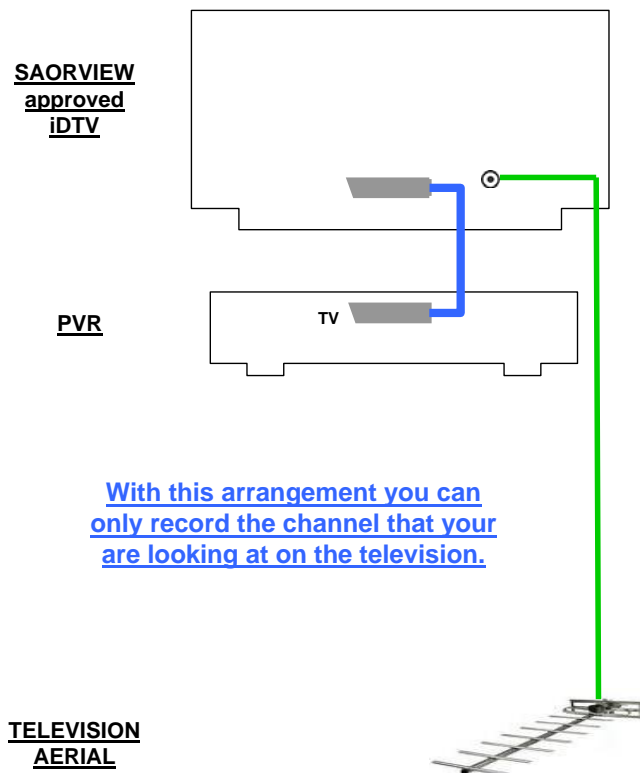
CONNECTION EXAMPLES			
	Sockets	Cable	Graphic
SCART			
HDMI			
AERIAL			

WARNING

Will work but not an ideal solution as the SAORVIEW STB must be in standby and the correct input selected on the video before it is possible to view a DVD

RTE NL

iDTV & Digital PVR (without inbuilt SAORVIEW decoder) **SCART**



CONNECTION EXAMPLES			
	Sockets	Cable	Graphic
SCART			
HDMI			
AERIAL			

WARNING

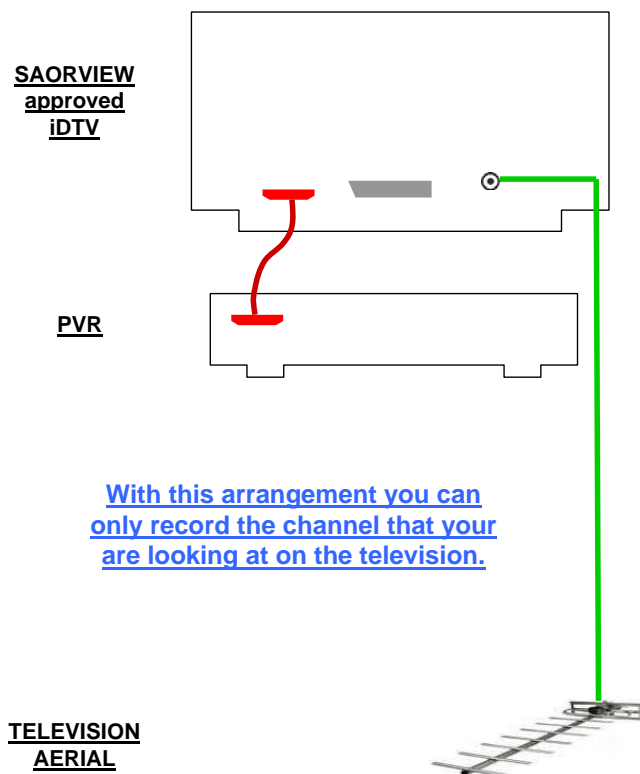
Not all iDTV's will output services via the SCART and / or HDMI sockets.

Check your iDTV manual or check with your supplier to see if the iDTV outputs services via the SCART and / or HDMI sockets.

For some models of iDTV's that do output via the SCART and / or the HDMI socket you have to go into the settings menu and switch the External Output (i.e. Ext or AV1) to 'On'.

RTE NL

iDTV & Digital PVR (without inbuilt SAORVIEW decoder) **HDMI**



CONNECTION EXAMPLES			
	Sockets	Cable	Graphic
SCART			
HDMI			
AERIAL			

WARNING

Not all iDTV's will output services via the SCART and / or HDMI sockets.

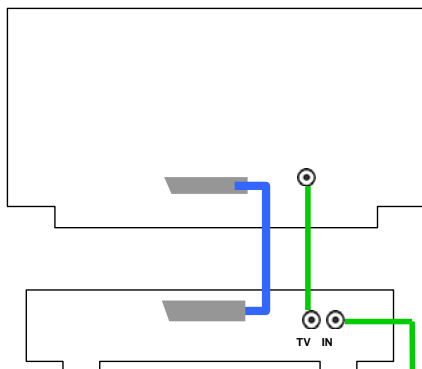
Check your iDTV manual or check with your supplier to see if the iDTV outputs services via the SCART and / or HDMI sockets.

For some models of iDTV's that do output via the SCART and / or the HDMI socket you have to go into the settings menu and switch the External Output (i.e. Ext or AV1) to 'On'.

RTE NL

iDTV & Digital PVR (with inbuilt SAORVIEW decoder) **SCART**

SAORVIEW approved iDTV



PVR With SAORVIEW decoder

With this arrangement you can record one channel while watching another.

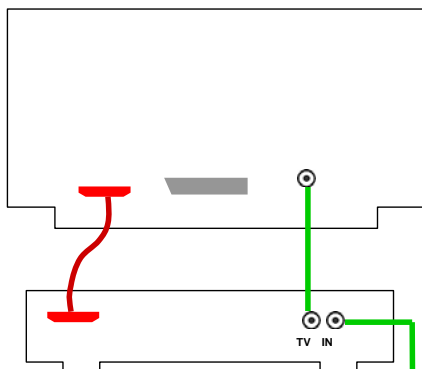
TELEVISION AERIAL

CONNECTION EXAMPLES			
	Sockets	Cable	Graphic
SCART			
HDMI			
AERIAL			

RTÉ NL

iDTV & Digital PVR (with inbuilt SAORVIEW decoder) **HDMI**

SAORVIEW approved iDTV



PVR With SAORVIEW decoder

With this arrangement you can record one channel while watching another.

TELEVISION AERIAL

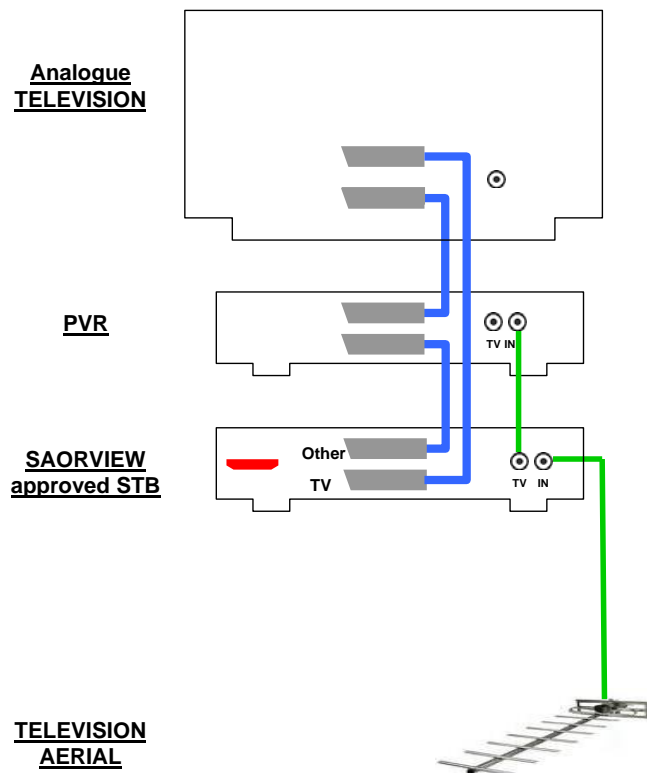
CONNECTION EXAMPLES			
	Sockets	Cable	Graphic
SCART			
HDMI			
AERIAL			

RTÉNL recommends that only the HDMI lead is connected.

If the SCART lead is connected it will automatically switch the television away from the HDMI connection (the better quality picture) to the SCART connection every time the STB is switched on.

RTÉ NL

TV – STB & Digital PVR (without inbuilt SAORVIEW decoder) **SCART**

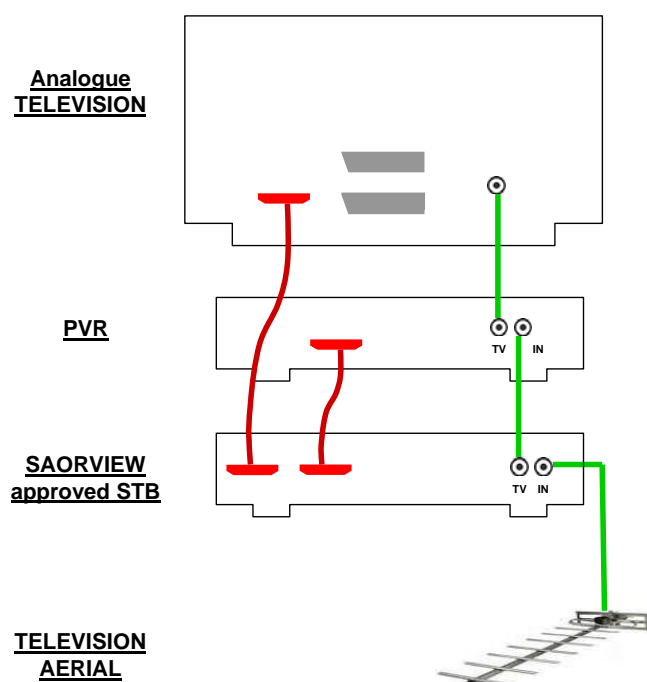


CONNECTION EXAMPLES			
	Sockets	Cable	Graphic
SCART			
HDMI			
AERIAL			

[With this arrangement you can only record the channel that your are looking at on the television.](#)

RTE NL

TV – STB & Digital PVR (without inbuilt SAORVIEW decoder) **HDMI** (Option 1)

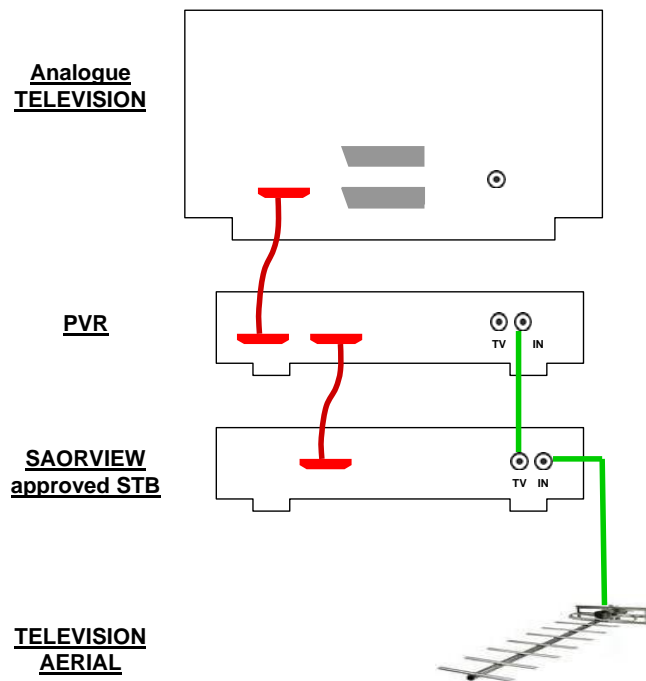


CONNECTION EXAMPLES			
	Sockets	Cable	Graphic
SCART			
HDMI			
AERIAL			

[With this arrangement you can only record the channel that your are looking at on the television.](#)

RTE NL

TV – STB & Digital PVR (without inbuilt SAORVIEW decoder) **HDMI** (Option 2)



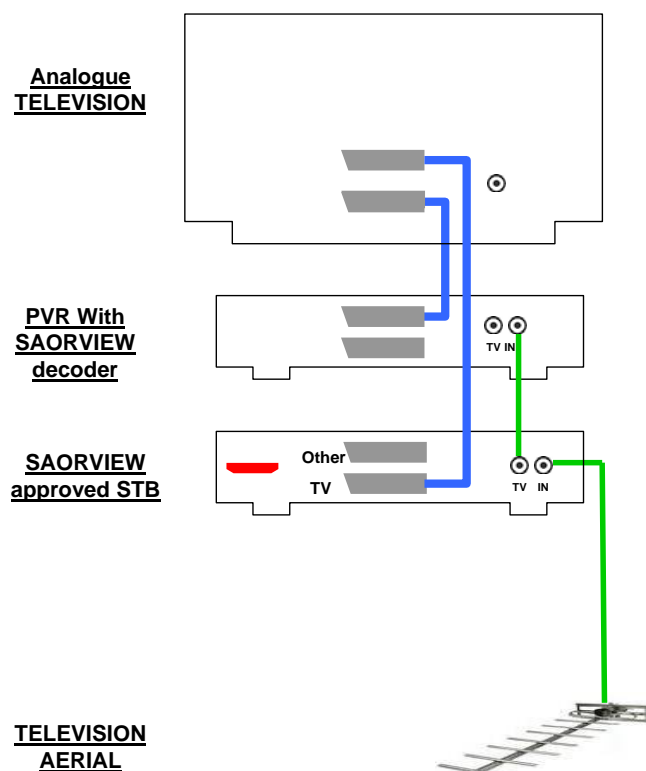
CONNECTION EXAMPLES			
	Sockets	Cable	Graphic
SCART			
HDMI			
AERIAL			

Some PVR's may have the option to loop the HDMI through the PVR.

With this arrangement you can only record the channel that you are looking at on the television.

RTÉ NL

TV – STB & Digital PVR (with inbuilt SAORVIEW decoder) **SCART**



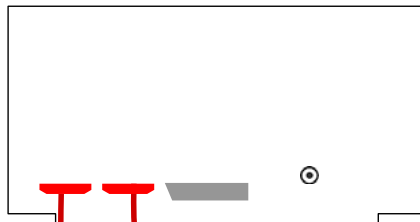
CONNECTION EXAMPLES			
	Sockets	Cable	Graphic
SCART			
HDMI			
AERIAL			

With this arrangement you can record one channel while watching another.

RTÉ NL

TV – STB & Digital PVR (with inbuilt SAORVIEW decoder) **HDMI**


Analogue
TELEVISION



PVR With
SAORVIEW
decoder



SAORVIEW
approved STB



TELEVISION
AERIAL



CONNECTION EXAMPLES			
	Sockets	Cable	Graphic
SCART			
HDMI			
AERIAL			

With this arrangement you can
record one channel while
watching another.

RTÉ NL

RTÉ NL